

The attached document was submitted to the **Washoe County Board of Commissioners** during the meeting held on October 10, 2017.  
by Sheriff's Office  
for Agenda Item No. 8  
and included here pursuant to NRS 241.020(8).

# Jail Status Report

FY 17/18 First Quarter


*Presented by: Chief Deputy Tom Green*



BCC 10-10-17 #8  
Sheriff's Office


## Capacity History Overview

- ▶ Washoe County Consolidated Jail was opened in 1988 with a capacity of 448 beds.
- ▶ In 1999, an additional open bay dorm-style unit with 4 pods was added, increasing the bed capacity by 256.
- ▶ A 2008 expansion to the facility included 3 additional units, a medical triage center, E-Kitchen and laundry facility. The last expansion, coupled with double bunking, has raised the total bed count to 1301.




## Average Daily Population (ADP)

- ▶ The jail has maintained an average daily population (ADP) of 1,087 during this FY and we are on track to book over 22,000 people during 2017.
- ▶ The ADP has increased slightly, at 1.87% over the previous year.



## Staffing

- ▶ Staffing has been challenging in both authorized totals and recruitment and retention.
- ▶ 134 deputy sheriffs hired in the past 5 years.
- ▶ Budgeted allotment of deputy sheriffs has remained flat since FY 14/15.
- ▶ To properly staff the facility, overtime is used at an alarming rate.




## Physical Security of Jail

- ▶ Most fundamental purpose of a jail: secure prisoners and prevent escape.
- ▶ WCJ has not had an escape from secure custody since 2002.
- ▶ Physical improvements, including increased cameras, window mesh, additional gates, added razor wire and improved locks have all occurred since the last escape in 2002.
- ▶ Despite 500,000+ bookings in the past 25 years, the facility has never suffered an in-custody murder, and violent inmate on inmate attacks and attacks on staff are rare.
- ▶ The facility has noted an uptick of both inmate on inmate batteries and inmate on staff batteries the past three years, which coincides with a more violent inmate population and an increase in gang-affiliated inmates.

## An Aging Detention Facility

- ▶ Aging Facility challenges include:
  - ▶ The need to replace worn locks, doors, sinks, toilets, and cameras.
  - ▶ Other CIP repairs such as roofing and HVAC systems.
- ▶ The facility at Parr Blvd is the largest contiguous building owned by Washoe County, with over 1 million square feet and is one of the few that sees around the clock usage.



## Welfare of Inmates: Overview

- ▶ The welfare of inmates is measured by several factors, including:
  - ▶ The health of the inmates,
  - ▶ Their access to medical care,
  - ▶ Infectious disease and vermin control,
  - ▶ Food services,
  - ▶ Environmental controls,
  - ▶ The safety of the inmates, and
  - ▶ Out of cell time.
- ▶ For this quarterly report, the focus will be the **health of the inmates and their access to medical care.**



## Welfare of Inmates: Unhealthy population


- ▶ Not unlike other jails, this jail has a generally unhealthier population than a traditional general sampling of the public.
- ▶ This unhealthy population often has poor nutrition, poor hygiene and a lack of patient responsibility.
- ▶ The same person who uses illicit drugs and commits crimes is less likely to have the personal responsibility needed to lead a healthy lifestyle.
- ▶ The contracted experienced medical Doctor for WCJ describes nearly half of the jail population as extremely ill.

## Welfare of Inmates: Statistics

- ▶ As of August 2017, 802 inmates were under treatment for a chronic medical condition.
- ▶ During the month of August 2017:
  - ▶ 551 inmates were receiving some type of medication while in jail, and
  - ▶ 261 of them were on a mental health medication.
  - ▶ 440 inmates were seen by a mental health professional (LCSW or Doctor).
  - ▶ 188 inmates were on an alcohol detox protocol
  - ▶ 152 were on an opioid withdrawal protocol (up from 127 in June 2017.)

## Welfare of Inmates: Naphcare

- ▶ The contracted medical vendor, Naphcare, logged **7,700 hours** of staff time during a 30 day period, June 30 - July 30, 2017.
- ▶ The medical contract with Naphcare was extended in June 2017 through May 31, 2018, to ensure continuous health care while a new Request for Proposal was developed.

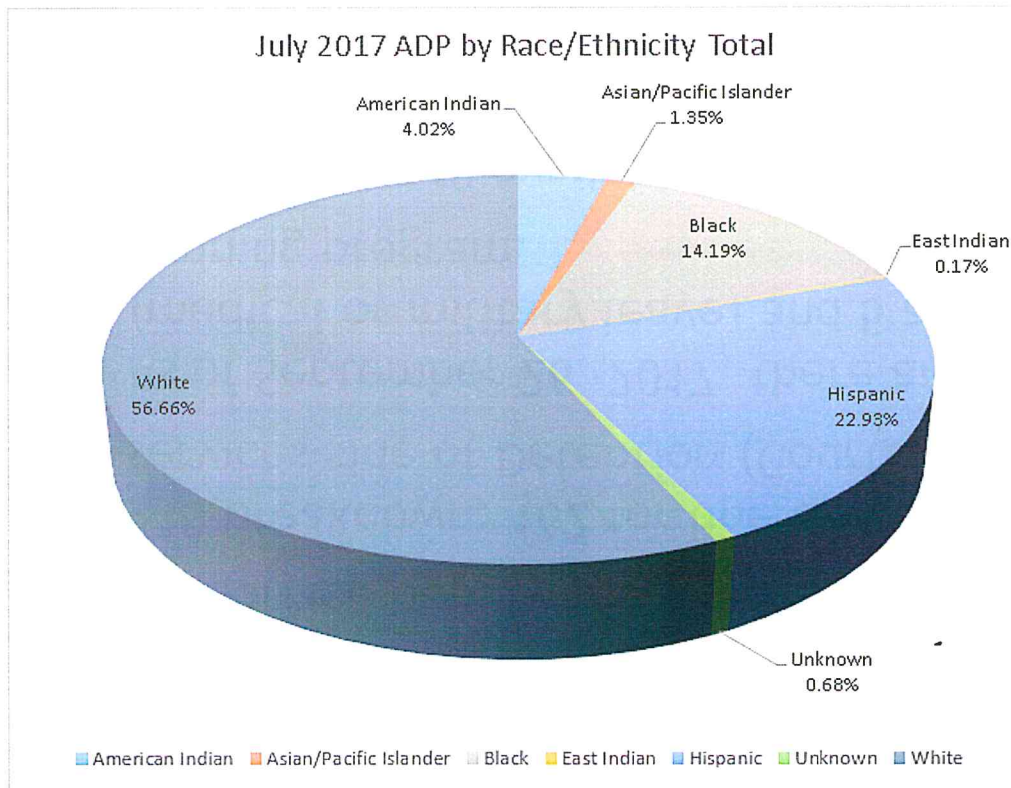


## Staffing

- ▶ Authorized deputy sheriffs for Detention is 210. We have 208.
- ▶ 210 breakdown: 162 for line operation in the jail, 48 for the services side of Detention (Courts, IMU, ASU).
- ▶ As of September 26, 2017, there are 11 unavailable deputies (medical or military leave) and 5 are assigned to patrol in a training program.
- ▶ This leaves 149 available for the line.
- ▶ Minimum staffing to operate the jail is not met daily and this is before any sick calls, training, or vacation leave.
- ▶ The result is overtime backfill, which during this quarter totaled \$615,406 for Detention operations alone, from a \$1,274,265 budgeted authority.

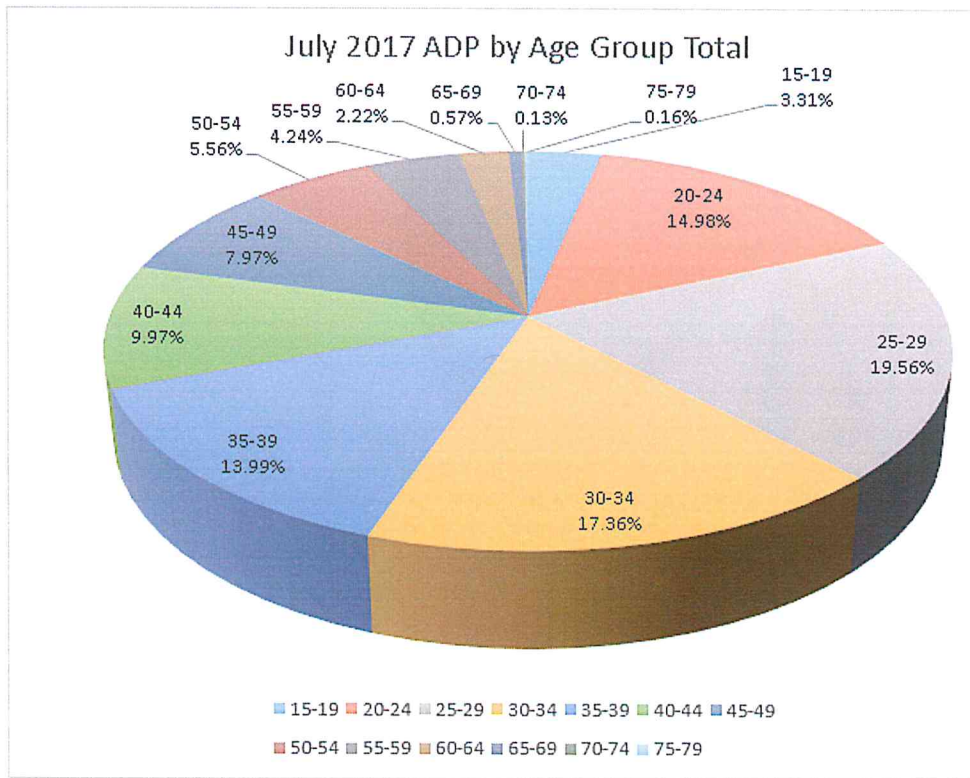
# Inmate Demographics: Race/Ethnicity

Race and Ethnicity of the Inmate Population

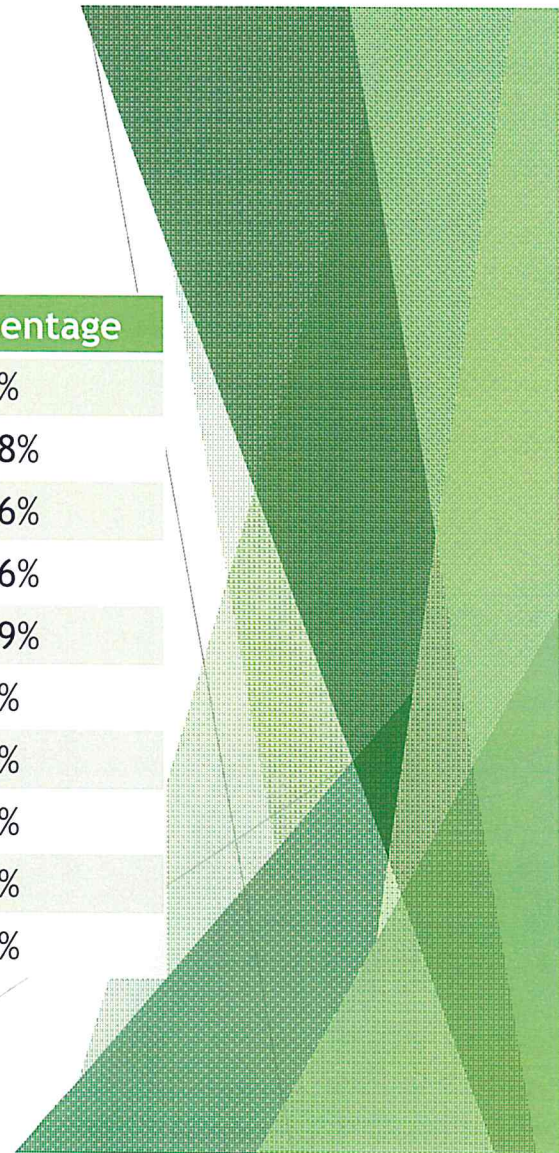


Race/Ethnicity	Percentage
American Indian	4.02%
Asian/Pacific Islander	1.35%
Black	14.1%
East Indian	0.17%
Hispanic	22.9%
White	56.66%


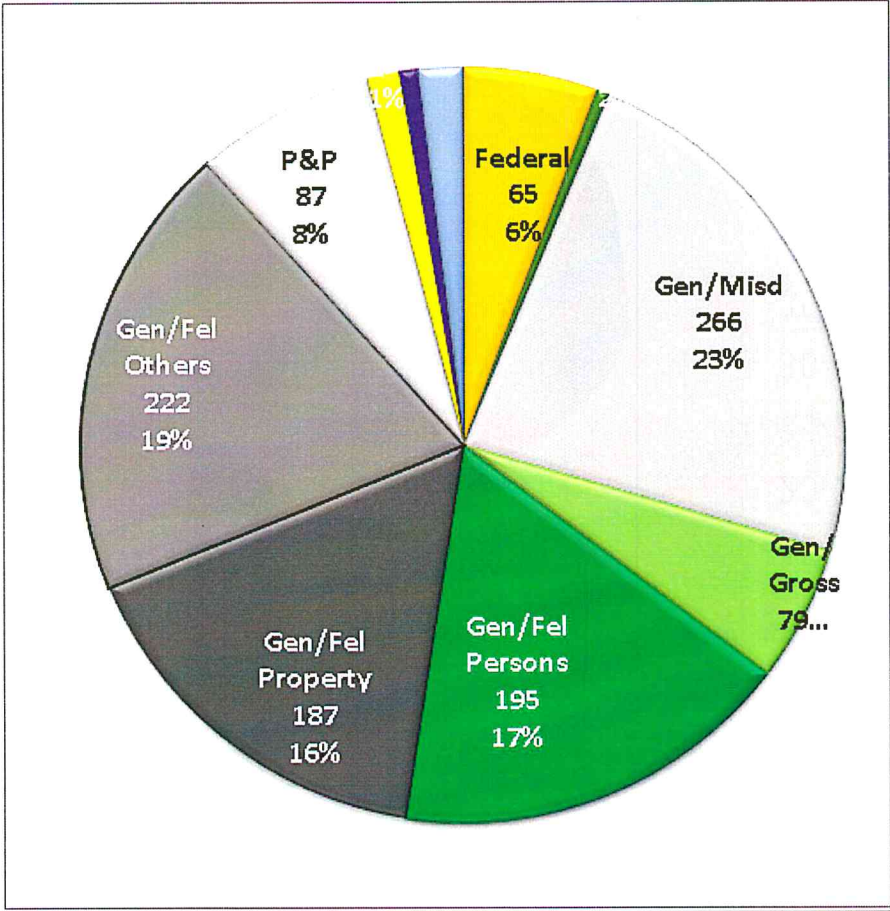
# Inmate Demographics: Age



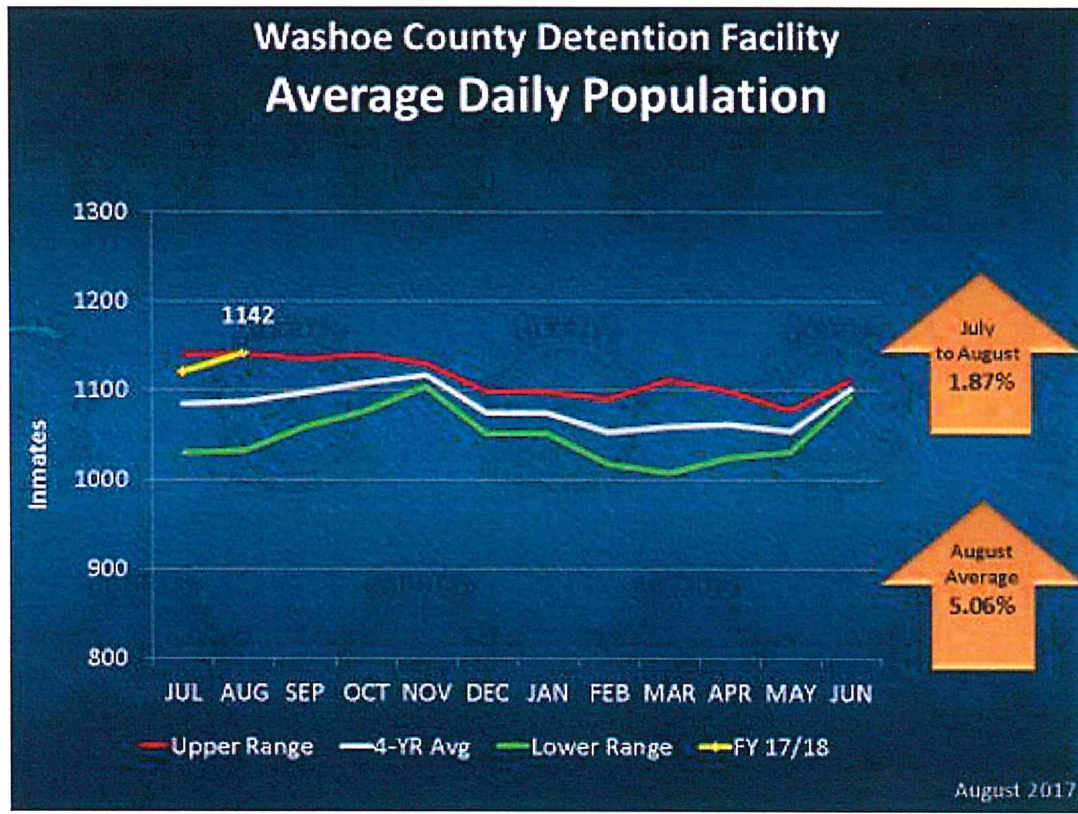
Age Range	Percentage
15-19	3.31%
20-24	14.98%
25-29	19.56%
30-34	17.36%
35-39	13.99%
40-44	9.97%
45-49	7.97%
50-54	5.56%
55-59	4.24%
60-64	2.22%



# Inmate Population



# Average Daily Population (ADP)



## Recent ADP:

July 2017: 1121

Aug 2017: 1142

## History of ADP:

2014: 1104

2015: 1050

2016: 1089



# Average Length of Stay

